



Hauptbahn

SBW KM: 0 ObW KM: 21 Ltal KM: 34 Rb KM: 52 Rhn KM: 79 Baw KM: 100

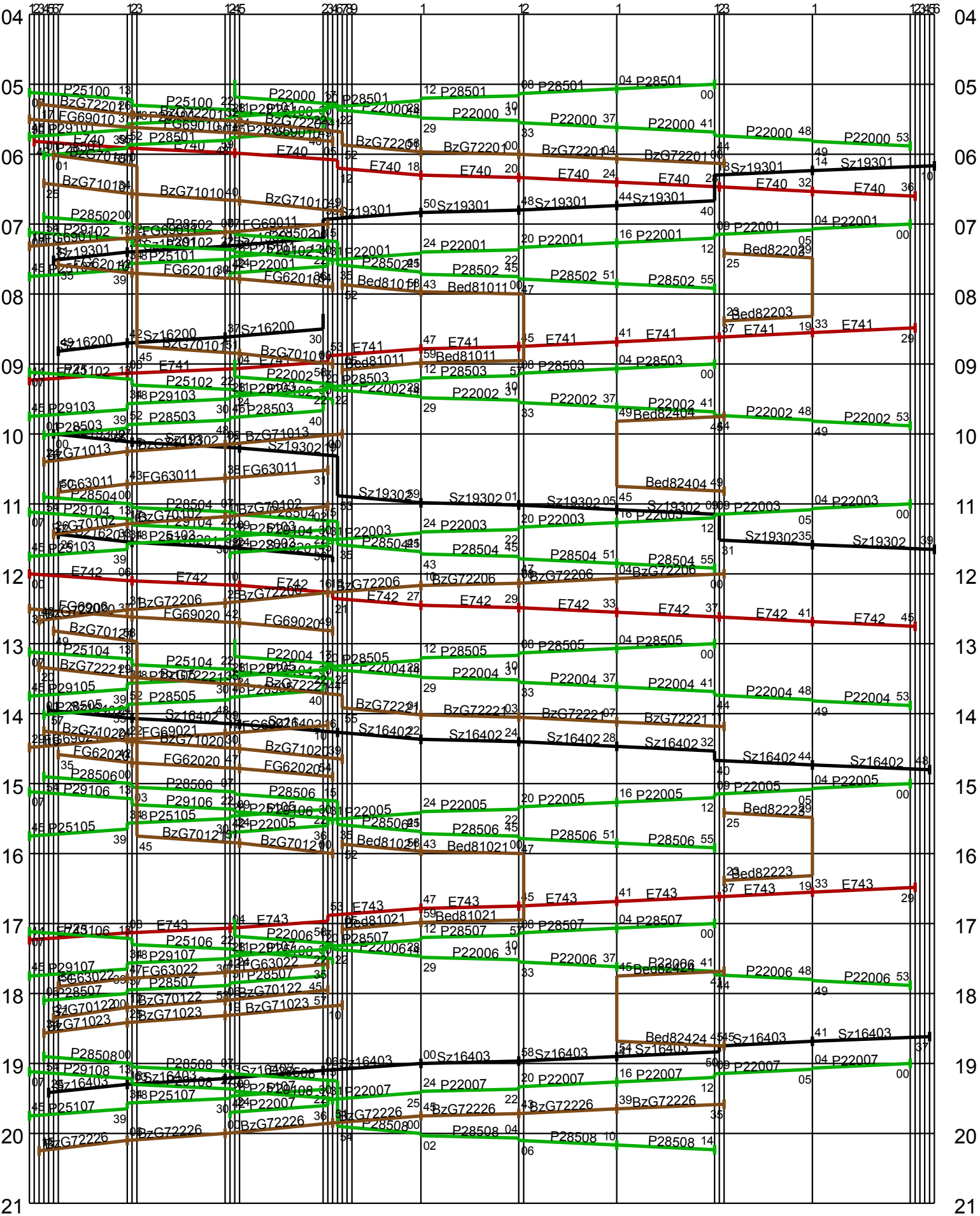


Hauptbahn




E-Strecke

SBW ObW Ltal Rb Hwn Spl Rhm Sot Mrd Sru
 KM: 0 KM: 21 KM: 34 KM: 52 KM: 41 KM: 37 KM: 28 KM: 18 KM: 9 KM: 0




E-Strecke



Diesel

Osp KM: 16 Nst KM: 38 Spr KM: 22 Baw KM: 0 Tar KM: 22 BiP KM: 33 Bch KM: 8 Ver KM: 13



Diesel

